
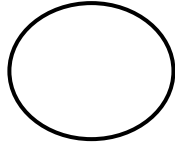




RILEVAMENTO LICHENI

POSTAZIONE N. ___ Luogo _____ tronco ramo muro/palo sasso altro

TIPO				
COLORE				
giallo				
arancione				
bianco				
grigio				
verdazzurro				
nero				